

19'-0" TRI-TRUSS FALL PROTECTION

19'-0" TRI-TRUSS FALL PROTECTION

STANDARD USER SET

FOLD-DOWN ACCESS GANGWAY
SEE "GANGWAY DATA SHEETS"
FOR DETAILS

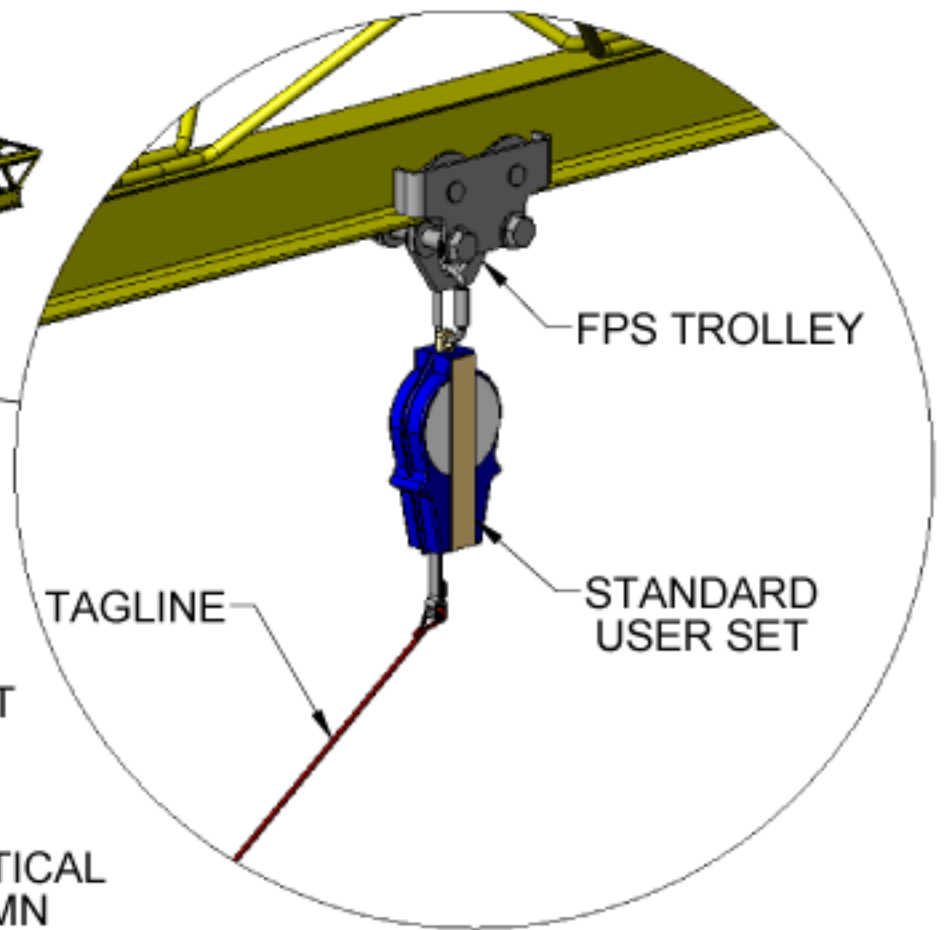
ACCESS PLATFORM

STAIR ACCESS TO PLATFORM

VERTICAL SUPPORT COLUMN

FOOTING FOR VERTICAL SUPPORT COLUMN

DETAIL OF STANDARD USER SET



FPS TROLLEY

TAGLINE

STANDARD USER SET

NOTE: TAGLINE SYSTEM WILL NOT INTERFERE WITH RAILROAD ENVELOPE.

LANDING PAD FOR PLATFORM STAIR

PROPRIETARY AND CONFIDENTIAL

COVERED UNDER U.S. PATENTS D444,033 AND 5293,564B1
DESIGN CONFORMS WITH OSHA REGULATION (STD. 29 CFR)
STD. NO. 1926.502, TITLED FALL PROTECTION SYSTEM CRITERIA
& PRACTICES, SUBPART M, TITLED FALL PROTECTION

THE INFORMATION CONTAINED IN THIS DRAWING IS THE SOLE PROPERTY OF FALL PROTECTION SYSTEMS. ANY REPRODUCTION IN PART OR AS A WHOLE WITHOUT THE WRITTEN PERMISSION OF FALL PROTECTION SYSTEMS IS PROHIBITED.

DO NOT SCALE DRAWING

Fall Protection Systems FPS

TWIN AR-20
GENERAL ARRANGEMENT

LOCATION _____

DATE No. _____ Job No. _____ Date _____

SIZE **B** Drawn by _____ Rev. _____ Date _____

SHEET 1 / 2

D

D

C

C

B

B

A

A

19'-0" TRI-TRUSS FALL PROTECTION

19'-0" TRI-TRUSS FALL PROTECTION

DETAIL OF STANDARD USER SET

STANDARD USER SET

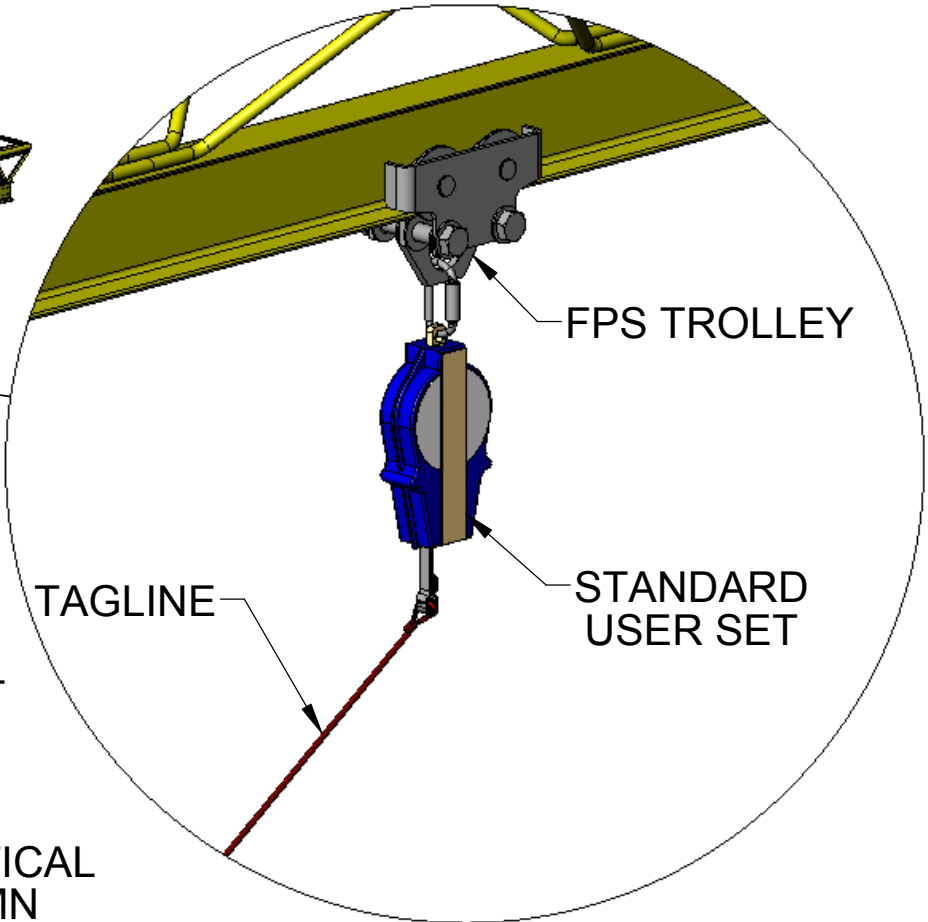
FOLD-DOWN ACCESS GANGWAY
SEE "GANGWAY DATA SHEETS"
FOR DETAILS

ACCESS PLATFORM

STAIR ACCESS TO PLATFORM

VERTICAL SUPPORT COLUMN

FOOTING FOR VERTICAL SUPPORT COLUMN



FPS TROLLEY

TAGLINE

STANDARD USER SET

NOTE: TAGLINE SYSTEM WILL NOT INTERFERE WITH RAILROAD ENVELOPE.

LANDING PAD FOR PLATFORM STAIR

PROPRIETARY AND CONFIDENTIAL

COVERED UNDER U.S. PATENTS D444,023 AND 6269,904B1
DESIGN CONFORMS WITH OSHA REGULATION (STD. 29 CFR)
STD. NO. 1926.502, TITLED FALL PROTECTION SYSTEM CRITERIA
& PRACTICES, SUBPART M, TITLED FALL PROTECTION

THE INFORMATION CONTAINED IN THIS DRAWING IS THE SOLE PROPERTY OF FALL PROTECTION SYSTEMS. ANY REPRODUCTION IN PART OR AS A WHOLE WITHOUT THE WRITTEN PERMISSION OF FALL PROTECTION SYSTEMS IS PROHIBITED.

DO NOT SCALE DRAWING



FOR **TWIN AR-20**
GENERAL ARRANGEMENT

| | | | |
|----------|-----------|---------|------|
| LOCATION | | | |
| SIZE | Quote No. | Job No. | Date |
| B | Drawn by | Rev. | Date |

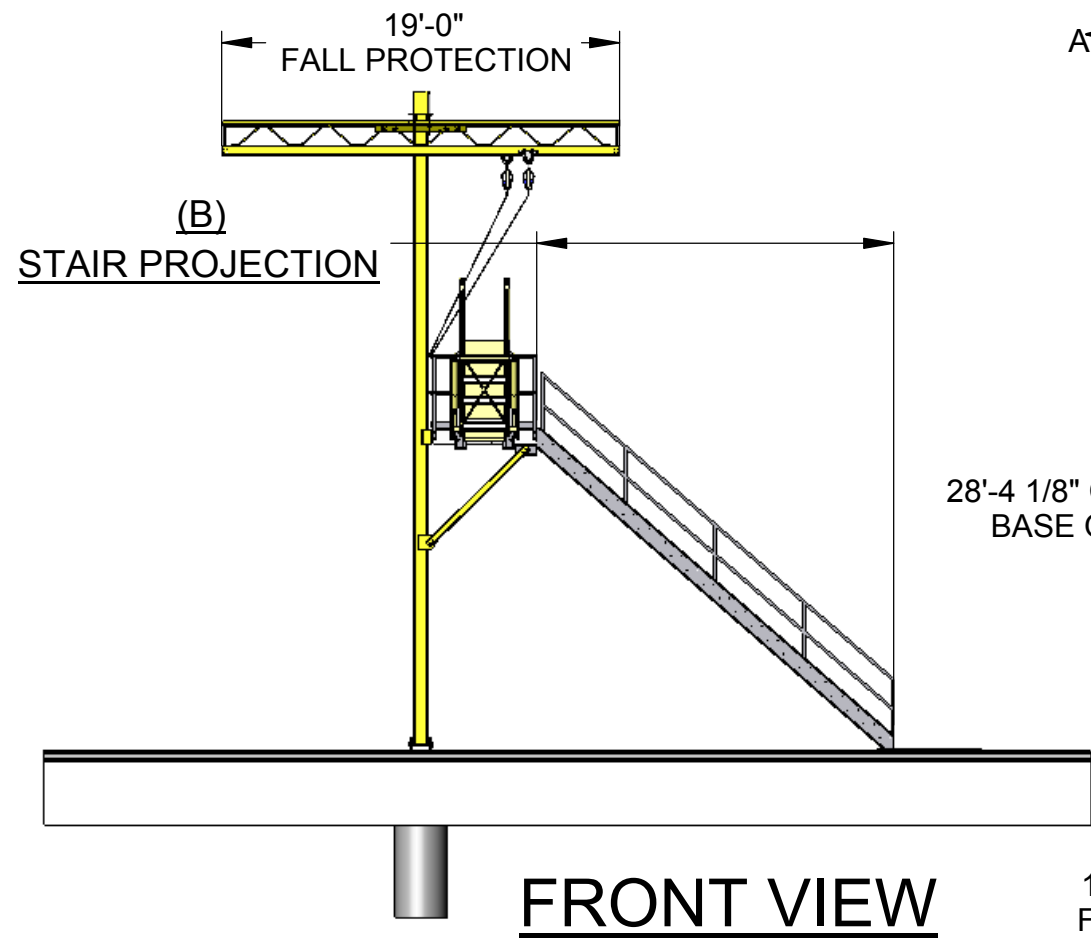
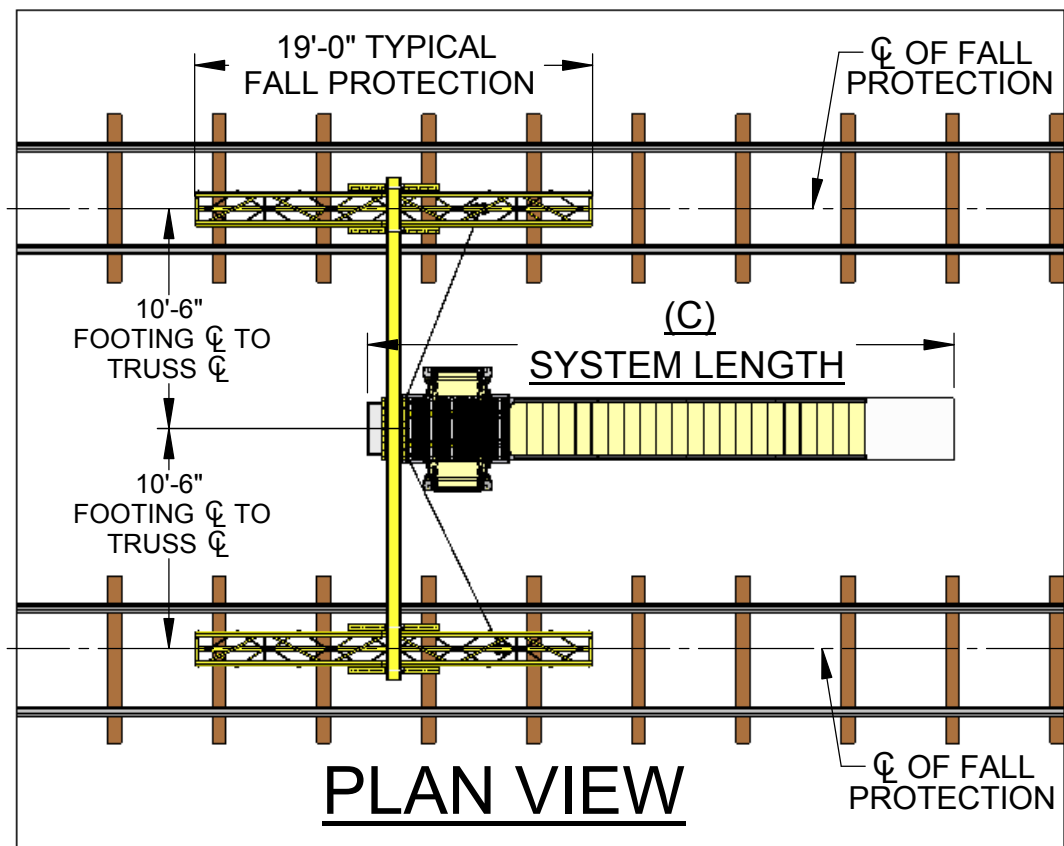
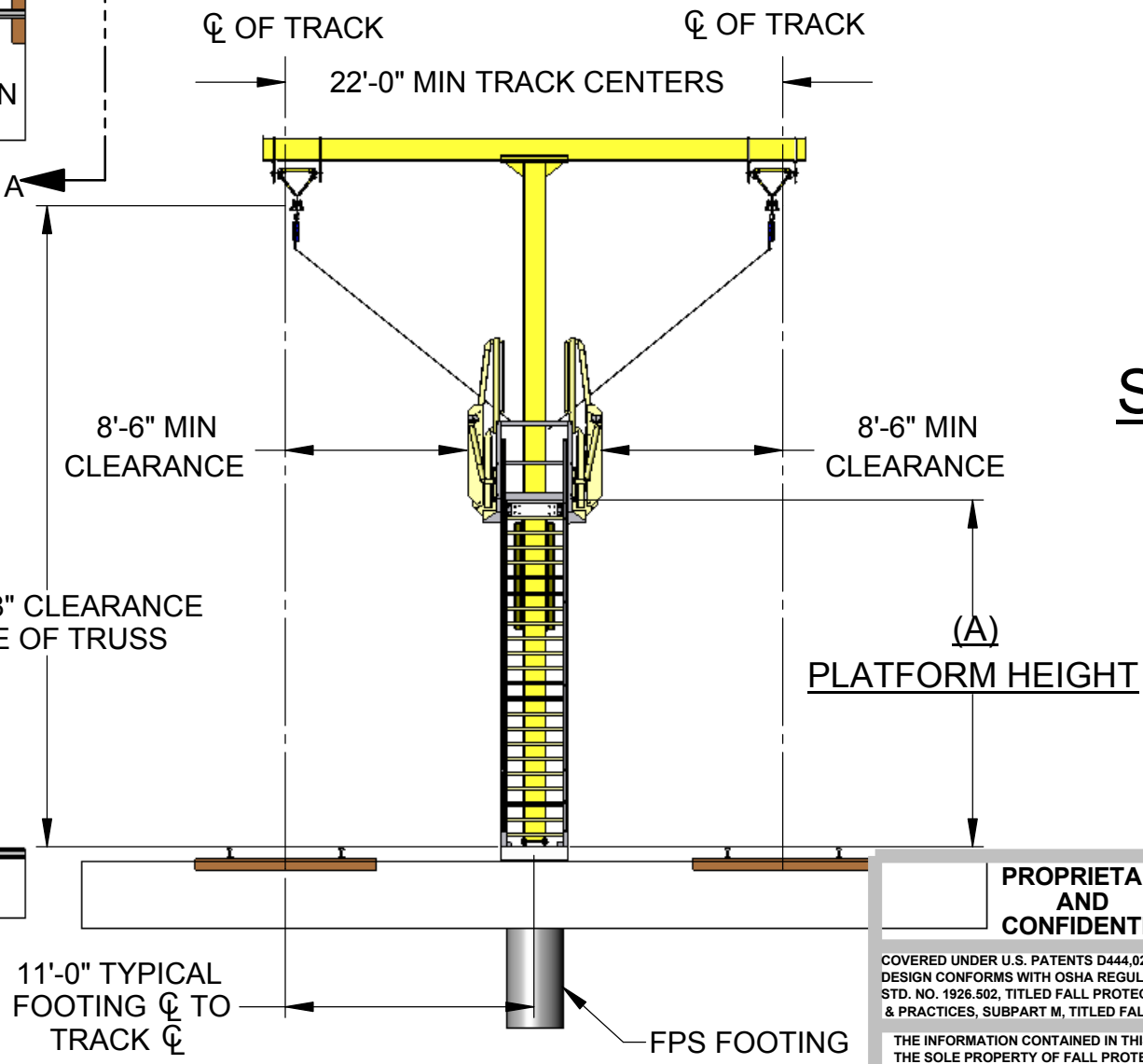


FIG A.
SYSTEM HEIGHTS AND PROJECTIONS

| (A) PLATFORM HEIGHT | (B) STAIR STRINGER PROJECTION | (C) OVERALL SYSTEM LENGTH | CENTERLINE OF FOOTING TO CENTERLINE OF LANDING PAD |
|------------------------|----------------------------------|------------------------------|--|
| 15'-4" | 17'-0" | 28'-2" | 24'-5" |
| 14'-8" | 16'-3" | 27'-5" | 23'-8" |
| 14'-0" | 15'-6" | 26'-8" | 22'-11" |
| 13'-4" | 14'-9" | 25'-10" | 22'-2" |
| 12'-8" | 14'-0" | 25'-1" | 21'-4" |
| 12'-0" | 13'-3" | 24'-4" | 20'-7" |
| 11'-4" | 12'-4" | 23'-7" | 19'-10" |



PROPRIETARY AND CONFIDENTIAL

COVERED UNDER U.S. PATENTS D444,023 AND 6269,904B1
DESIGN CONFORMS WITH OSHA REGULATION (STD. 29 CFR) STD. NO. 1926.502, TITLED FALL PROTECTION SYSTEM CRITERIA & PRACTICES, SUBPART M, TITLED FALL PROTECTION

THE INFORMATION CONTAINED IN THIS DRAWING IS THE SOLE PROPERTY OF FALL PROTECTION SYSTEMS. ANY REPRODUCTION IN PART OR AS A WHOLE WITHOUT THE WRITTEN PERMISSION OF FALL PROTECTION SYSTEMS IS PROHIBITED.

DO NOT SCALE DRAWING

Fall Protection Systems FPS

FOR **TWIN AR-20 GENERAL ARRANGEMENT**

LOCATION

SIZE **B** Quote No. Job No. Date

Drawn by Rev. Date

SHEET 2 / 2